

RC GREEN

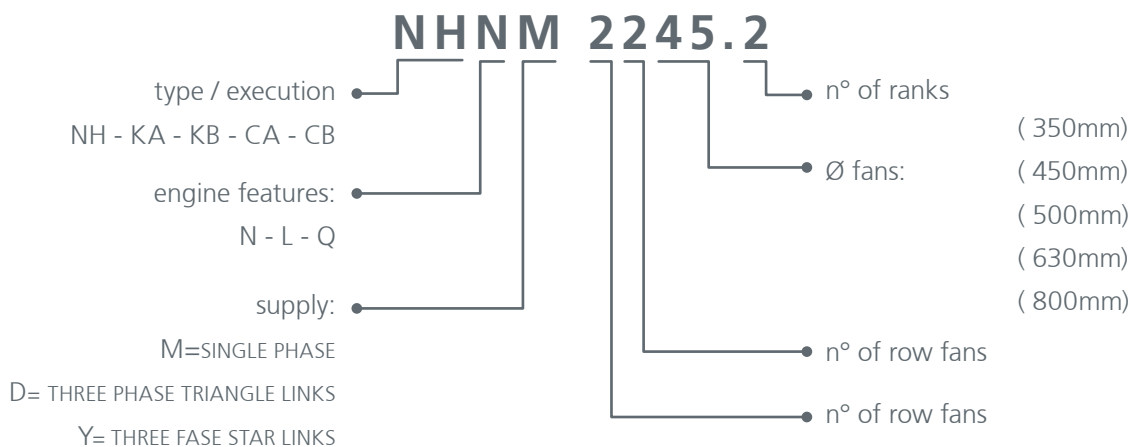
Remote condenser, 7-680 kW



Index

EXAMPLE OF NOMENCLATURE	2
PRODUCT DESCRIPTION	3
TECHNICAL DATA RC GREEN SINGLE PHASE	4
TECHNICAL DATA RC GREEN /LN SINGLE PHASE	5
TECHNICAL DATA RC GREEN /SLN SINGLE PHASE	6
TECHNICAL DATA RC GREEN EC SINGLE PHASE	7
TECHNICAL DATA RC GREEN EC /LN SINGLE PHASE	8
TECHNICAL DATA RC GREEN THREE-PHASE	9
TECHNICAL DATA RC GREEN /LN THREE-PHASE	10
TECHNICAL DATA RC GREEN /SLN THREE-PHASE	11
DIMENSIONAL DATA RC GREEN SINGLE PHASE	12
DIMENSIONAL DATA RC GREEN THREE-PHASE	14

EXAMPLE OF NOMENCLATURE



PRODUCT DESCRIPTION

GENERAL INFORMATION AND APPLICATION

The new generation of remote condensers RC-GREEN is a competitive line of heat exchangers of rugged construction, high rigidity, with an extended power range to meet the various requirements in terms of efficient condensation heat removal.

RC-GREEN offers excellent performance even at low air flow, allowing for easy site installation and integration with other components. The highly efficient fan motors combine with excellent acoustics and low power consumption.

The remote condensers RC-GREEN can conveniently be used both for comfort and technological/industrial applications

COIL

An innovative design based on copper tubes and high turbulence aluminum fin provides high efficiency, excellent heat transfer with a minimum charge of refrigerant.

The circuit design is optimized for use with refrigerant R410A

STRUCTURE

The coil chassis is made of galvanized steel and the condenser external structure is pre-coated galvanized steel and pre-painted aluminum with an epoxy finish color RAL9010 (white).

FAN MOTORS

High efficiency fans with innovative polymeric material blades and low energy consumption.

Depending on the model, the fan diameter varies from 350 to 800mm arranged in single or double row and the supply voltage can be 230V/1~/50Hz or 400V/3~/ 50H.

The units can be chosen with multiple noise levels to best suit specific application needs.

Degree of protection IP 54 according to DIN 40050.

“Single phase” and “LN single phase” versions are available also with EC brushless motors; the fan speed is adjustable through 0-10V signal.

ELECTRICAL CONNECTIONS

All units are equipped with an IP65 mains switch, wired to the fan motors.

PACKAGING

The condensers are packed in wooden crates.

OPTIONS

- Pre-painted aluminum fins
- Coil with general corrosion treatment
- Copper / copper coil
- Fans speed control

CERTIFICATION

All products are CE marked.

TECHNICAL DATA RC GREEN SINGLE PHASE

Unit size			NHNM 1135.3	NHNM 1135.5	NHNM 1145.2	NHNM 1145.3	NHNM 1145.4	NHNM 1245.2	NHNM 1245.3
Capacity									
Heat rejection	(1)	kW	7,5	8,6	13,9	17,5	19,7	27,7	35,3
Fans									
Quantity		n°	1	1	1	1	1	2	2
Diameter		mm	350	350	450	450	450	450	450
Speed		rpm	1400	1400	1310	1310	1310	1310	1310
Air flow		m³/h	2.300	1.900	5.900	5.500	5.200	11.800	11.000
Sound level									
Sound power value	(2)	dB(A)	70	70	72	72	72	75	75
Sound pressure value	(3)	dB(A)	39	39	41	41	41	44	44
Weight and connections									
Operating weight		kg	21	24	31	34	37	56	62
Internal volume		dm³	1	2	2	3	3	2	5
Connections		mm	18/16	18/16	18/16	18/16	18/16	18/16	22/18
Electrical data									
Total power input		kW	0,13	0,13	0,49	0,49	0,49	0,98	0,98
Total current input		A	0,58	0,58	2,36	2,36	2,36	4,72	4,72
Supply		V/ph/Hz	230V/1~/50Hz	230V/1~/50Hz	230V/1~/50Hz	230V/1~/50Hz	230V/1~/50Hz	230V/1~/50Hz	230V/1~/50Hz

Unit size			NHNM 1245.4	NHNM 1245.5	NHNM 2335.3	NHNM 2245.2	NHNM 2245.3	NHNM 2245.4	
Capacity									
Heat rejection	(1)	kW	39,6	42,1	45,8	56,1	70,6	79,2	
Fans									
Quantity		n°	2	2	6	4	4	4	
Diameter		mm	450	450	350	450	450	450	
Speed		rpm	1310	1310	1400	1310	1310	1310	
Air flow		m³/h	10.400	9.800	13.800	23.600	22.000	20.800	
Sound level									
Sound power value	(2)	dB(A)	75	75	78	78	78	78	
Sound pressure value	(3)	dB(A)	44	44	47	46	46	46	
Weight and connections									
Operating weight		kg	68	74	82	115	125	140	
Internal volume		dm³	7	8	7	7	10	14	
Connections		mm	22/18	22/18	22/18	22/18	28/22	28/22	
Electrical data									
Total power input		kW	0,98	0,98	0,78	1,96	1,96	1,96	
Total current input		A	4,72	4,72	3,48	9,44	9,44	9,44	
Supply		V/ph/Hz	230V/1~/50Hz	230V/1~/50Hz	230V/1~/50Hz	230V/1~/50Hz	230V/1~/50Hz	230V/1~/50Hz	

(1) Saturated condensing temperature 50°C; ambient temperature 35°C

(2) Sound power levels calculated according to ISO 3744

(3) Sound pressure levels referred to 10 m distance in free field

(4) Operation allowed within +/-5% of rated value

TECHNICAL DATA RC GREEN /LN SINGLE PHASE

Unit size			NHLM 1135.5	NHLM 1145.2	NHLM 1145.4	NHLM 1150.4	NHLM 1245.2	NHLM 1245.3
Capacity								
Heat rejection	(1)	kW	6,6	11,4	15,1	17,2	22,9	28,0
Fans								
Quantity		n°	1	1	1	1	2	2
Diameter		mm	350	450	450	500	450	450
Speed		rpm	945	900	900	915	900	900
Air flow		m³/h	1.300	4.000	3.400	4.100	8.000	7.400
Sound level								
Sound power value	(2)	dB(A)	60	65	65	66	68	68
Sound pressure value	(3)	dB(A)	29	34	34	35	37	37
Weight and connections								
Operating weight		kg	24	31	37	36	56	62
Internal volume		dm³	2	2	3	3	2	5
Connections		mm	18/16	18/16	18/16	18/16	18/16	22/18
Electrical data								
Total power input		kW	0,07	0,19	0,19	0,27	0,38	0,38
Total current input		A	0,31	0,86	0,86	1,18	1,72	1,72
Supply	(4)	V/ph/Hz	230V/1~/50Hz	230V/1~/50Hz	230V/1~/50Hz	230V/1~/50Hz	230V/1~/50Hz	230V/1~/50Hz

Unit size			NHLM 1245.4	NHLM 1250.5	NHLM 2245.2	NHLM 2245.3	NHLM 2245.4	
Capacity								
Heat rejection	(1)	kW	30,4	36,0	45,9	55,9	59,2	
Fans								
Quantity		n°	2	2	4	4	4	
Diameter		mm	450	500	450	450	450	
Speed		rpm	900	915	900	900	900	
Air flow		m³/h	6.800	7.600	16.000	14.800	13.600	
Sound level								
Sound power value	(2)	dB(A)	68	69	71	71	71	
Sound pressure value	(3)	dB(A)	37	38	39	39	39	
Weight and connections								
Operating weight		kg	68	88	115	125	140	
Internal volume		dm³	7	8	7	10	14	
Connections		mm	22/18	22/18	22/18	28/22	28/22	
Electrical data								
Total power input		kW	0,38	0,54	0,76	0,76	0,76	
Total current input		A	1,72	2,36	3,44	3,44	3,44	
Supply	(4)	V/ph/Hz	230V/1~/50Hz	230V/1~/50Hz	230V/1~/50Hz	230V/1~/50Hz	230V/1~/50Hz	

(1) Saturated condensing temperature 50°C; ambient temperature 35°C

(2) Sound power levels calculated according to ISO 3744

(3) Sound pressure levels referred to 10 m distance in free field

(4) Operation allowed within +/-5% of rated value

TECHNICAL DATA RC GREEN /SLN SINGLE PHASE

Unit size			NHQM 2245.2	NHQM 2245.3	NHQM 2245.4
Capacity					
Heat rejection	(1)	kW	38,7	45,7	49,8
Fans					
Quantity		n°	4	4	4
Diameter		mm	450	450	450
Speed		rpm	720	720	720
Air flow		m ³ /h	12.000	11.200	10.400
Sound level					
Sound power value	(2)	dB(A)	68	68	68
Sound pressure value	(3)	dB(A)	36	36	36
Weight and connections					
Operating weight		kg	115	125	140
Internal volume		dm ³	7	10	14
Connections		mm	22/18	28/22	28/22
Electrical data					
Total power input		kW	0,48	0,48	0,48
Total current input		A	2,12	2,12	2,12
Supply	(4)	V/ph/Hz	230V/1~/50Hz	230V/1~/50Hz	230V/1~/50Hz

(1) Saturated condensing temperature 50°C; ambient temperature 35°C

(2) Sound power levels calculated according to ISO 3744

(3) Sound pressure levels referred to 10 m distance in free field

(4) Operation allowed within +/-5% of rated value

TECHNICAL DATA RC GREEN EC SINGLE PHASE

Unit size			NHNM 1135.3 with EC fans	NHNM 1135.5 with EC fans	NHNM 1145.2 with EC fans	NHNM 1145.3 with EC fans	NHNM 1145.4 with EC fans	NHNM 1245.2 with EC fans	NHNM 1245.3 with EC fans
Capacity									
Heat rejection	(1)	kW	7,5	8,6	13,9	17,5	19,7	27,7	35,3
Fans									
Quantity		n°	1	1	1	1	1	2	2
Diameter		mm	350	350	450	450	450	450	450
Speed		rpm	1496	1496	1300	1300	1300	1300	1300
Air flow		m³/h	2300	1900	5900	5500	5200	11800	11000
Sound level									
Sound power value	(2)	dB(A)	70	70	72	72	72	75	75
Sound pressure value	(3)	dB(A)	39	39	41	41	41	44	44
Weight and connections									
Operating weight		kg	21	24	31	34	37	56	62
Internal volume		dm³	1	2	2	3	3	2	5
Connections		mm	18/16	18/16	18/16	18/16	18/16	18/16	22/18
Electrical data									
Total power input		kW	0,165	0,165	0,345	0,345	0,345	0,69	0,69
Total current input		A	1,35	1,35	2,20	2,20	2,20	4,40	4,40
Supply	(4)	V/ph/Hz	230V/1~/50Hz	230V/1~/50Hz	230V/1~/50Hz	230V/1~/50Hz	230V/1~/50Hz	230V/1~/50Hz	230V/1~/50Hz

Unit size			NHNM 1245.4 with EC fans	NHNM 1245.5 with EC fans	NHNM 2335.3 with EC fans	NHNM 2245.2 with EC fans	NHNM 2245.3 with EC fans	NHNM 2245.4 with EC fans
Capacity								
Heat rejection	(1)	kW	39,6	42,1	45,8	56,1	70,6	79,2
Fans								
Quantity		n°	2	2	6	4	4	4
Diameter		mm	450	450	350	450	450	450
Speed		rpm	1300	1300	1496	1300	1300	1300
Air flow		m³/h	10400	9800	13800	23600	22000	20800
Sound level								
Sound power value	(2)	dB(A)	75	75	78	78	78	78
Sound pressure value	(3)	dB(A)	44	44	47	46	46	46
Weight and connections								
Operating weight		kg	68	74	82	115	125	140
Internal volume		dm³	7	8	7	7	10	14
Connections		mm						
Electrical data								
Total power input		kW	0,69	0,69	0,99	1,38	1,38	1,38
Total current input		A	4,40	4,40	8,10	8,8	8,8	8,8
Supply	(4)	V/ph/Hz	230V/1~/50Hz	230V/1~/50Hz	230V/1~/50Hz	230V/1~/50Hz	230V/1~/50Hz	230V/1~/50Hz

(1) Saturated condensing temperature 50°C; ambient temperature 35°C

(2) Sound power levels calculated according to ISO 3744

(3) Sound pressure levels referred to 10 m distance in free field

(4) Operation allowed within +/-5% of rated value

TECHNICAL DATA RC GREEN EC /LN SINGLE PHASE

Unit size			NHLM 1135.5 with EC fans	NHLM 1145.2 with EC fans	NHLM 1145.4 with EC fans	NHLM 1150.4 with EC fans	NHLM 1245.2 with EC fans	NHLM 1245.3 with EC fans
Capacity								
Heat rejection	(1)	kW	6,6	11,4	15,1	17,2	22,9	28,0
Fans								
Quantity		n°	1	1	1	1	2	2
Diameter		mm	350	450	450	500	450	450
Speed		rpm	1040	980	980	870	980	980
Air flow		m³/h	1300	4000	3400	4100	8000	7400
Sound level								
Sound power value	(2)	dB(A)	60	65	65	66	68	68
Sound pressure value	(3)	dB(A)	29	34	34	35	37	37
Weight and connections								
Operating weight		kg	24	31	37	36	56	62
Internal volume		dm³	2	2	3	3	2	5
Connections		mm	18/16	18/16	18/16	18/16	18/16	22/18
Electrical data								
Total power input		kW	0,073	0,170	0,170	0,180	0,340	0,340
Total current input		A	0,65	1,40	1,40	1,20	2,80	2,80
Supply	(4)	V/ph/Hz	230V/1~/50Hz	230V/1~/50Hz	230V/1~/50Hz	230V/1~/50Hz	230V/1~/50Hz	230V/1~/50Hz

Unit size			NHLM 1245.4 with EC fans	NHLM 1250.5 with EC fans	NHLM 2245.2 with EC fans	NHLM 2245.3 with EC fans	NHLM 2245.4 with EC fans	
Capacity								
Heat rejection	(1)	kW	30,4	36,0	45,9	55,9	59,2	
Fans								
Quantity		n°	2	2	4	4	4	
Diameter		mm	450	500	450	450	450	
Speed		rpm	980	870	980	980	980	
Air flow		m³/h	6800	7600	16600	14800	13600	
Sound level								
Sound power value	(2)	dB(A)	68	69	71	71	71	
Sound pressure value	(3)	dB(A)	37	38	39	39	39	
Weight and connections								
Operating weight		kg	68	76	115	125	140	
Internal volume		dm³	7	8	7	10	14	
Connections		mm	22/18	22/18	22/18	28/22	28/22	
Electrical data								
Total power input		kW	0,340	0,360	0,680	0,680	0,680	
Total current input		A	2,80	2,40	5,6	5,6	5,6	
Supply	(4)	V/ph/Hz	230V/1~/50Hz	230V/1~/50Hz	230V/1~/50Hz	230V/1~/50Hz	230V/1~/50Hz	

(1) Saturated condensing temperature 50°C; ambient temperature 35°C

(2) Sound power levels calculated according to ISO 3744

(3) Sound pressure levels referred to 10 m distance in free field

(4) Operation allowed within +/-5% of rated value

TECHNICAL DATA RC GREEN THREE-PHASE

Unit size			KAND 1363.3	KAND 1463.2	KAND 1463.3	KAND 1463.4	KAND 1563.3	KAND 1380.2	KAND 1380.3	KAND 1380.4
Capacity										
Heat rejection	(1)	kW	107,5	121,7	146,3	157,5	176,2	187,2	231,2	266,8
Fans										
Quantity		n°	3	4	4	4	5	3	3	3
Diameter		mm	630	630	630	630	630	800	800	800
Speed		rpm	890	890	890	890	890	895	895	895
Air flow		m³/h	26.700	38.400	35.600	33.600	45.000	66.000	62.400	59.100
Sound level										
Sound power value	(2)	dB(A)	74	76	76	76	77	84	84	84
Sound pressure value	(3)	dB(A)	43	44	44	44	45	52	52	52
Weight and connections										
Operating weight		kg	280	344	371	399	455	625	667	711
Internal volume		dm³	22	20	30	40	37	29	43	57
N° of refrigerant circuits			1	1	1	1	1	1	1	1
Connections		mm	35/28	28/22	35/28	42/35	54/42	42/35	54/42	42/35
Electrical data										
Total power input		kW	1,80	2,40	2,40	2,40	3,00	6,00	6,00	6,00
Total current input		A	3,60	4,80	4,80	4,80	6,00	12,60	12,60	12,60
Supply		V _{ph} /Hz	400V/3~/50Hz	400V/3~/50Hz	400V/3~/50Hz	400V/3~/50Hz	400V/3~/50Hz	400V/3~/50Hz	400V/3~/50Hz	400V/3~/50Hz

Unit size			CAND 1480.4	CAND 1580.3	CAND 1580.4	KAND 2363.2	KAND 2363.3	KAND 2463.2	KAND 2463.3	KAND 2463.4
Capacity										
Heat rejection	(1)	kW	353,0	390,8	428,6	178,3	215,0	243,5	292,8	313,7
Fans										
Quantity		n°	4	5	5	6	6	8	8	8
Diameter		mm	800	800	800	630	630	630	630	630
Speed		rpm	895	895	895	890	890	890	890	890
Air flow		m³/h	78.000	103.500	98.000	57.300	53.700	76.400	71.600	67.600
Sound level										
Sound power value	(2)	dB(A)	84	85	85	78	78	79	79	79
Sound pressure value	(3)	dB(A)	52	53	53	46	46	47	47	47
Weight and connections										
Operating weight		kg	910	1.065	1.131	456	498	604	659	719
Internal volume		dm³	98	92	122	30	44	40	59	79
N° of refrigerant circuits			1	1	1	2	2	2	2	2
Connections		mm	54/42	76/54	76/54	28/22	35/28	28/22	35/28	42/35
Electrical data										
Total power input		kW	8,00	10,00	10,00	3,60	3,60	4,80	4,80	4,80
Total current input		A	16,80	21,00	21,00	7,20	7,20	9,60	9,60	9,60
Supply		V _{ph} /Hz	400V/3~/50Hz	400V/3~/50Hz	400V/3~/50Hz	400V/3~/50Hz	400V/3~/50Hz	400V/3~/50Hz	400V/3~/50Hz	400V/3~/50Hz

Unit size			KAND 2563.3	KAND 2563.4	KAND 2380.3	KAND 2380.4	KBND 2380.4	CAND 2480.3	CAND 2480.4	
Capacity										
Heat rejection	(1)	kW	352,4	396,4	444,0	512,0	553,8	585,9	643,9	
Fans										
Quantity		n°	10	10	6	6	6	8	8	
Diameter		mm	630	630	800	800	800	800	800	
Speed		rpm	890	890	895	895	895	895	895	
Air flow		m³/h	89.500	84.500	121.200	114.000	123.300	161.200	151.200	
Sound level										
Sound power value	(2)	dB(A)	81	81	86	86	86	87	87	
Sound pressure value	(3)	dB(A)	49	49	54	54	54	55	55	
Weight and connections										
Operating weight		kg	814	879	1.058	1.138	1.291	1.367	1.475	
Internal volume		dm³	74	99	80	106	133	135	180	
N° of refrigerant circuits			2	2	2	2	2	2	2	
Connections		mm	54/42	42/35	54/42	42/35	76/54	76/54	76/54	
Electrical data										
Total power input		kW	6,00	6,00	12,00	12,00	12,00	16,00	16,00	
Total current input		A	12,00	12,00	25,20	25,20	25,20	33,60	33,60	
Supply		V _{ph} /Hz	400V/3~/50Hz	400V/3~/50Hz	400V/3~/50Hz	400V/3~/50Hz	400V/3~/50Hz	400V/3~/50Hz	400V/3~/50Hz	

(1) Saturated condensing temperature 50°C; ambient temperature 35°C

(2) Sound power levels calculated according to ISO 3744

(3) Sound pressure levels referred to 10 m distance in free field

(4) Operation allowed within +/-5% of rated value

TECHNICAL DATA RC GREEN /LN THREE-PHASE

Unit size			KANY 1363.2	KANY 1363.3	KANY 1463.2	KANY 1463.3	KANY 1463.4	KANY 1563.3	KANY 1563.4	KANY 1380.3
Capacity										
Heat rejection	(1)	kW	77,9	91,0	106,2	123,8	129,6	156,7	163,4	207,4
Fans										
Quantity		n°	3	3	4	4	4	5	5	3
Diameter		mm	630	630	630	630	630	630	630	800
Speed		rpm	690	690	690	690	690	690	690	705
Air flow		m³/h	23.400	21.600	31.200	28.800	26.800	36.000	33.500	49.800
Sound level										
Sound power value	(2)	dB(A)	70	70	72	72	72	73	73	77
Sound pressure value	(3)	dB(A)	38	38	40	40	40	41	41	45
Weight and connections										
Operating weight		kg	259	280	344	371	399	455	488	667
Internal volume		dm³	15	22	20	30	40	37	49	43
N° of refrigerant circuits			1	1	1	1	1	1	1	1
Connections		mm	28/22	35/28	28/22	35/28	42/35	35/28	42/35	35/28
Electrical data										
Total power input		kW	1,20	1,20	1,60	1,60	1,60	2,00	2,00	3,69
Total current input		A	2,04	2,04	2,72	2,72	2,72	3,40	3,40	6,81
Supply	(4)	V/ph/Hz	400V/3~/50Hz	400V/3~/50Hz	400V/3~/50Hz	400V/3~/50Hz	400V/3~/50Hz	400V/3~/50Hz	400V/3~/50Hz	400V/3~/50Hz

Unit size			KANY 1380.4	CBNY 1480.2	CANY 1480.4	CANY 1580.3	KANY 2380.3	KBNY 2380.3	KANY 2363.3	KANY 2463.2
Capacity										
Heat rejection	(1)	kW	218,8	250,9	291,4	332,9	377,2	432,3	187,1	212,6
Fans										
Quantity		n°	3	4	4	5	6	6	6	8
Diameter		mm	800	800	800	800	800	800	630	630
Speed		rpm	705	705	705	705	705	705	690	690
Air flow		m³/h	46.200	75.200	61.600	82.500	96.600	104.400	43.200	62.400
Sound level										
Sound power value	(2)	dB(A)	77	79	79	80	80	80	73	74
Sound pressure value	(3)	dB(A)	45	47	47	48	48	48	41	42
Weight and connections										
Operating weight		kg	711	905	910	1.065	1.058	1.193	498	604
Internal volume		dm³	57	61	98	92	80	100	44	40
N° of refrigerant circuits			1	1	1	1	2	2	2	2
Connections		mm	42/35	54/42	54/42	76/54	54/42	54/42	28/22	28/22
Electrical data										
Total power input		kW	3,69	4,92	4,92	6,15	7,38	7,38	2,40	3,20
Total current input		A	6,81	9,08	9,08	11,35	13,62	13,62	4,08	5,44
Supply	(4)	V/ph/Hz	400V/3~/50Hz	400V/3~/50Hz	400V/3~/50Hz	400V/3~/50Hz	400V/3~/50Hz	400V/3~/50Hz	400V/3~/50Hz	400V/3~/50Hz

Unit size			KANY 2463.3	KANY 2463.4	KANY 2563.3	KANY 2563.4	CANY 2480.3	CANY 2480.4	CBNY 2480.3	CANY 2580.4
Capacity										
Heat rejection	(1)	kW	247,8	257,4	313,4	324,9	498,5	555,7	574,0	676,1
Fans										
Quantity		n°	8	8	10	10	8	8	8	10
Diameter		mm	630	630	630	630	800	800	800	800
Speed		rpm	690	690	690	690	705	705	705	705
Air flow		m³/h	57.600	53.200	72.000	66.500	128.000	118.400	138.800	148.000
Sound level										
Sound power value	(2)	dB(A)	74	74	75	75	81	81	81	81
Sound pressure value	(3)	dB(A)	42	42	43	43	49	49	48	48
Weight and connections										
Operating weight		kg	659	719	814	879	1.367	1.475	1.566	1.818
Internal volume		dm³	59	79	74	99	135	180	169	180
N° of refrigerant circuits			2	2	2	2	2	2	2	2
Connections		mm	35/28	42/35	35/28	42/35	76/54	54/42	76/54	76/54
Electrical data										
Total power input		kW	3,20	3,20	4,00	4,00	9,84	9,84	9,84	12,30
Total current input		A	5,44	5,44	6,80	6,80	18,16	18,16	18,16	22,70
Supply	(4)	V/ph/Hz	400V/3~/50Hz	400V/3~/50Hz	400V/3~/50Hz	400V/3~/50Hz	400V/3~/50Hz	400V/3~/50Hz	400V/3~/50Hz	400V/3~/50Hz

(1) Saturated condensing temperature 50°C; ambient temperature 35°C

(2) Sound power levels calculated according to ISO 3744

(3) Sound pressure levels referred to 10 m distance in free field

(4) Operation allowed within +/-5% of rated value

TECHNICAL DATA RC GREEN /SLN THREE-PHASE

Unit size			KALY 1363.2	KALY 1363.3	KALY 1463.2	KALY 1463.3	KALY 1563.2	KALY 1563.3	KALY 1380.2	KALY 1380.3
Capacity										
Heat rejection	(1)	kW	64,8	72,3	85,7	95,8	108,4	121,0	132,8	153,1
Fans										
Quantity		n°	3	3	4	4	5	5	3	3
Diameter		mm	630	630	630	630	630	630	800	800
Speed		rpm	520	520	520	520	520	520	520	520
Air flow		m³/h	17.100	15.600	22.800	20.800	28.500	26.000	35.800	33.600
Sound level										
Sound power value	(2)	dB(A)	64	64	66	66	67	67	70	70
Sound pressure value	(3)	dB(A)	32	32	34	34	35	35	38	38
Weight and connections										
Operating weight		kg	259	280	344	371	419	455	685	727
Internal volume		dm³	15	22	20	30	25	37	29	43
N° of refrigerant circuits			1	1	1	1	1	1	1	1
Connections		mm	22/18	28/22	28/22	35/28	28/22	35/28	35/28	35/28
Electrical data										
Total power input		kW	0,57	0,57	0,76	0,76	0,95	0,95	1,50	1,50
Total current input		A	1,17	1,17	1,56	1,56	1,95	1,95	3,06	3,06
Supply	(4)	V/ph/Hz	400V/3~/50Hz	400V/3~/50Hz	400V/3~/50Hz	400V/3~/50Hz	400V/3~/50Hz	400V/3~/50Hz	400V/3~/50Hz	400V/3~/50Hz

Unit size			CALY 1480.2	CALY 1480.3	CALY 1580.3	KALY 2380.3	CALY 2480.2	CALY 2480.3	CALY 2580.3	KALY 2463.3
Capacity										
Heat rejection	(1)	kW	177,5	203,1	247,0	294,9	340,0	392,1	476,6	193,1
Fans										
Quantity		n°	4	4	5	6	8	8	10	8
Diameter		mm	800	800	800	800	800	800	800	630
Speed		rpm	520	520	520	520	520	520	520	520
Air flow		m³/h	47.600	44.400	55.500	65.400	92.800	86.800	108.500	42.000
Sound level										
Sound power value	(2)	dB(A)	72	72	73	73	74	74	75	68
Sound pressure value	(3)	dB(A)	40	40	41	41	42	42	42	36
Weight and connections										
Operating weight		kg	873	931	1.165	1.178	1.415	1.527	1.898	659
Internal volume		dm³	49	73	92	80	90	135	169	59
N° of refrigerant circuits			1	1	1	2	2	2	2	2
Connections		mm	35/28	42/35	76/54	35/28	35/28	42/35	76/54	35/28
Electrical data										
Total power input		kW	2,00	2,00	2,50	3,00	4,00	4,00	5,00	1,52
Total current input		A	4,08	4,08	5,10	6,12	8,16	8,16	10,20	3,12
Supply	(4)	V/ph/Hz	400V/3~/50Hz	400V/3~/50Hz	400V/3~/50Hz	400V/3~/50Hz	400V/3~/50Hz	400V/3~/50Hz	400V/3~/50Hz	400V/3~/50Hz

Unit size			KALY 2563.2	KALY 2563.3	CAQD 2480.2	CAQD 2480.3	CALY 2580.4	CALY 2680.3	CALY 2680.4	CALY 2780.3
Capacity										
Heat rejection	(1)	kW	217,1	244,0	304,7	344,0	495,8	579,0	600,9	681,5
Fans										
Quantity		n°	10	10	8	8	10	12	12	14
Diameter		mm	630	630	800	800	800	800	800	800
Speed		rpm	520	520	435	435	520	520	520	520
Air flow		m³/h	57.000	52.500	79.400	73.600	101.500	130.200	121.800	151.900
Sound level										
Sound power value	(2)	dB(A)	68	68	70	70	75	76	76	77
Sound pressure value	(3)	dB(A)	36	36	38	38	42	43	43	44
Weight and connections										
Operating weight		kg	742	814	1.420	1.367	2.018	2.249	2.409	2.626
Internal volume		dm³	49	74	90	135	225	203	270	237
N° of refrigerant circuits			2	2	2	2	2	2	2	2
Connections		mm	28/22	35/28	35/28	42/35	76/54	76/54	76/54	76/54
Electrical data										
Total power input		kW	1,90	1,90	2,88	2,88	5,00	6,00	6,00	7,00
Total current input		A	3,90	3,90	8,96	8,96	10,20	12,24	12,24	14,28
Supply	(4)	V/ph/Hz	400V/3~/50Hz	400V/3~/50Hz	400V/3~/50Hz	400V/3~/50Hz	400V/3~/50Hz	400V/3~/50Hz	400V/3~/50Hz	400V/3~/50Hz

(1) Saturated condensing temperature 50°C; ambient temperature 35°C

(2) Sound power levels calculated according to ISO 3744

(3) Sound pressure levels referred to 10 m distance in free field

(4) Operation allowed within +/-5% of rated value

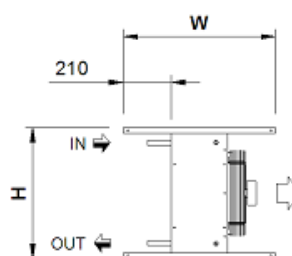
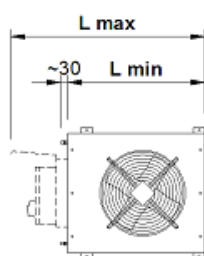
DIMENSIONAL DATA RC GREEN SINGLE PHASE

Model	Fans n°	L max mm	L min mm	H mm	W mm	W1 * mm
NH_M 1135._	1	717	605	590	670	800
NH_M 1145._	1	952	840	790	670	800
NH_M 1150._	1	952	840	790	670	800
NH_M 1245._	2	1652	1540	790	670	800
NH_M 1250._	2	1652	1540	790	670	800
NH_M 2335._	6	1800	1540	1060	670	800
NH_M 2245._	4	1652	1540	1489	670	800

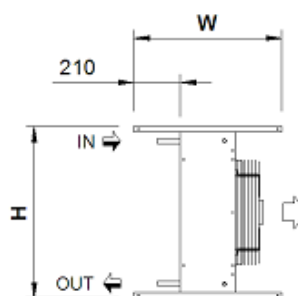
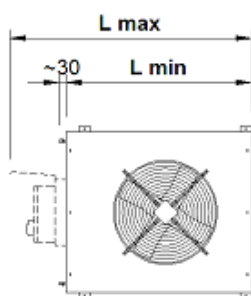
For models with heat pump distributor additions and expansion valve may not ensure full compliance with the dimensions shown

* Max height in vertical flow installations, with provided brackets

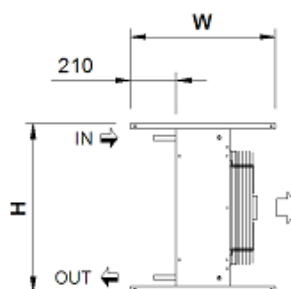
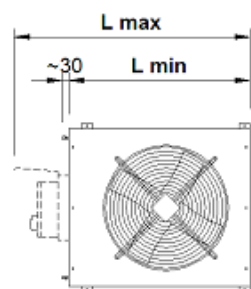
NH_M 1135._



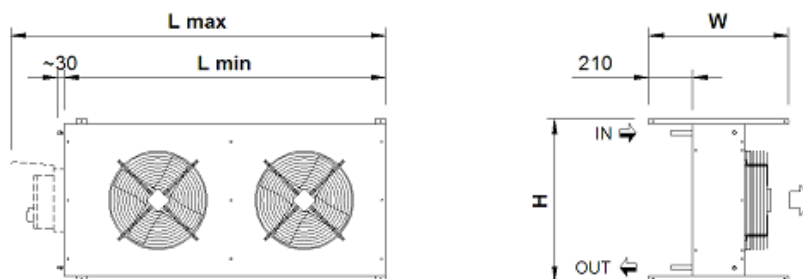
NH_M 1145._



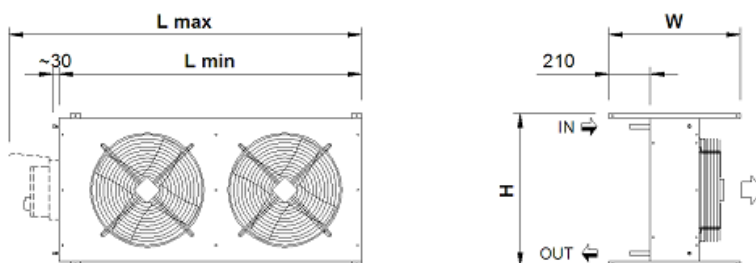
NH_M 1150._



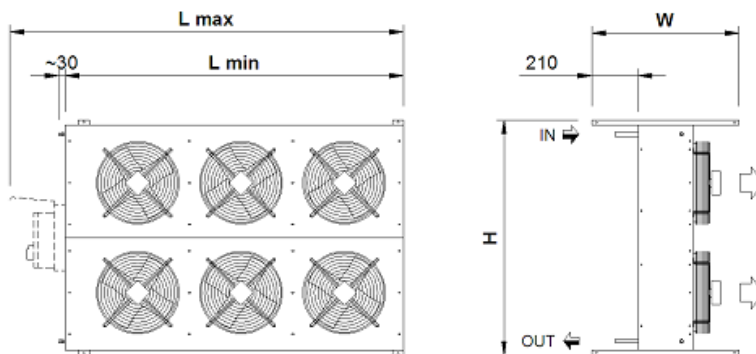
NH_M 1245._



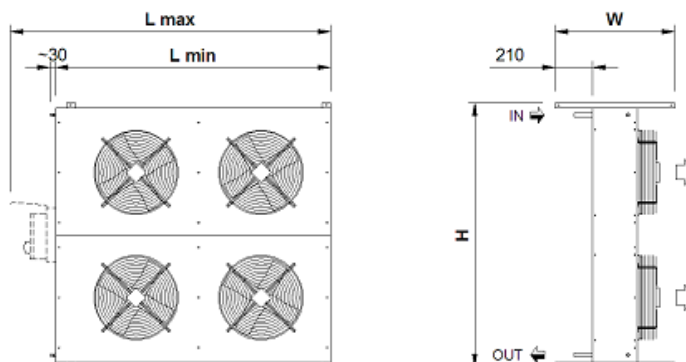
NH_M 1250._



NH_M 2335._



NH_M 2245._

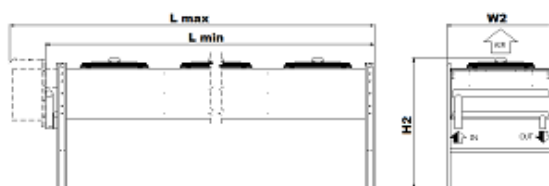
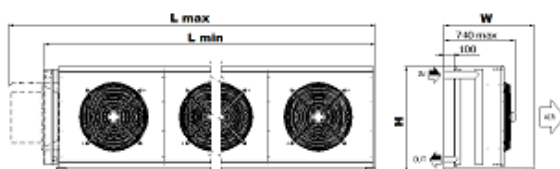


DIMENSIONAL DATA RC GREEN THREE-PHASE

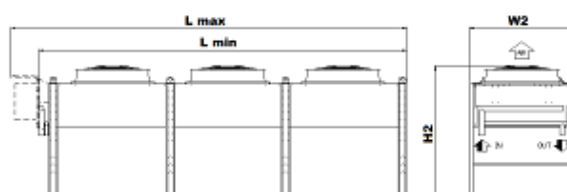
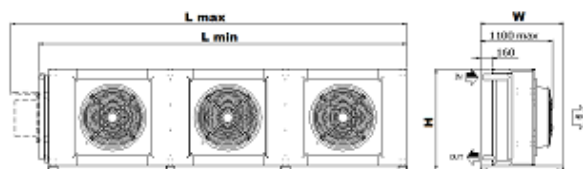
Model	Fans n°	L max mm	L min mm	H mm	W mm	H2 mm	W2 mm
KA__ 1363	3	3620	3260	1060	900	1340	1080
KA__ 1463	4	4620	4260	1060	900	1340	1080
KA__ 1563	5	5620	5260	1060	900	1340	1080
KA__ 1380	3	5500	5110	1410	1160	1740	1470
KA__ 2363	6	3620	3260	2060	900	1340	2080
KA__ 2463	8	4620	4260	2060	900	1340	2080
KA__ 2563	10	5620	5260	2060	900	1340	2080
KA__ 2380	6	5500	5110	2400	1160	1740	2460
KB__ 2380	6	6700	6310	2400	1160	1740	2460
CA__ 1480	4	7100	6710	1410	1160	1740	1470
CA__ 1580	5	8700	8310	1410	1160	1740	1470
CB__ 1480	4	8700	8310	1410	1160	1740	1470
CB__ 2480	8	8700	8310	2400	1160	1740	2400
CA__ 2480	8	7100	6710	2400	1160	1740	2460
CA__ 2580	10	8700	8310	2400	1160	1740	2460
CA__ 2680	12	10300	9910	2400	1160	1740	2460
CA__ 2780	14	11900	11510	2400	1160	1740	2460

For models with heat pump distributor additions and expansion valve may not ensure full compliance with the dimensions shown

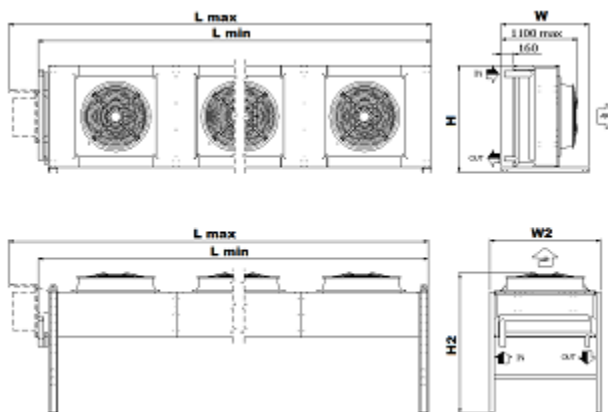
KA__ 1363
KA__ 1463
KA__ 1563



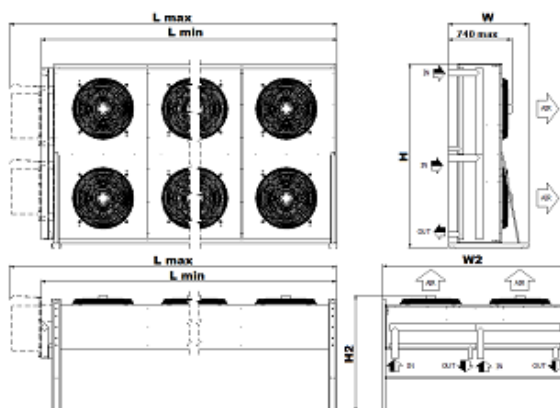
KA__ 1380



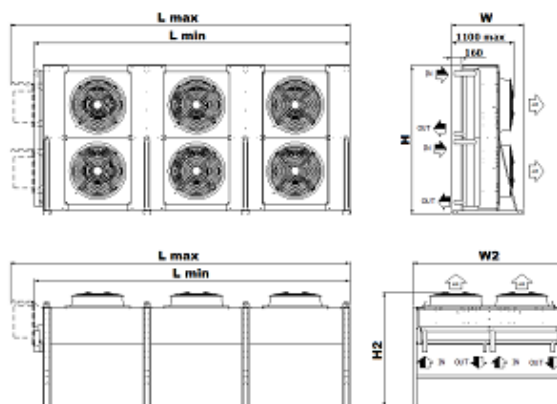
CA__ 1480
CA__ 1580



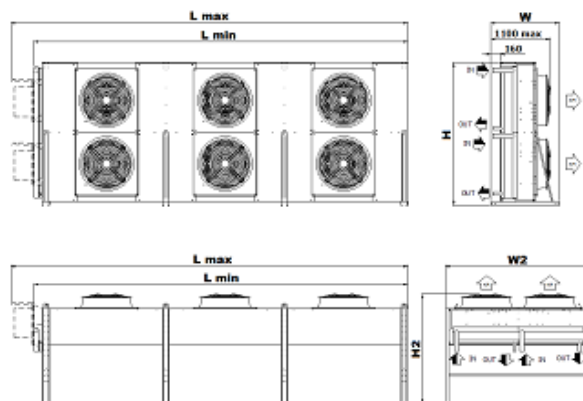
KA__ 2363
KA__ 2463
KA__ 2563



KA__ 2380



KB__ 2380

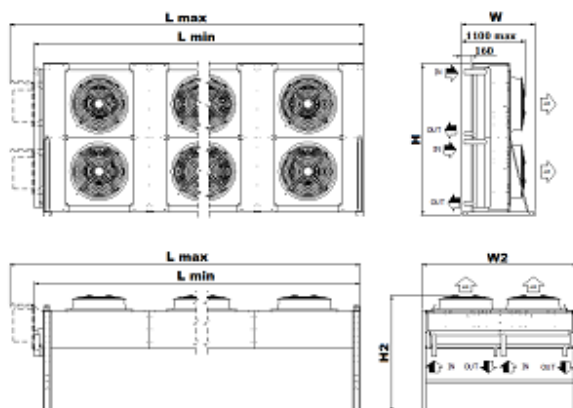


DIMENSIONAL DATA RC GREEN THREE-PHASE

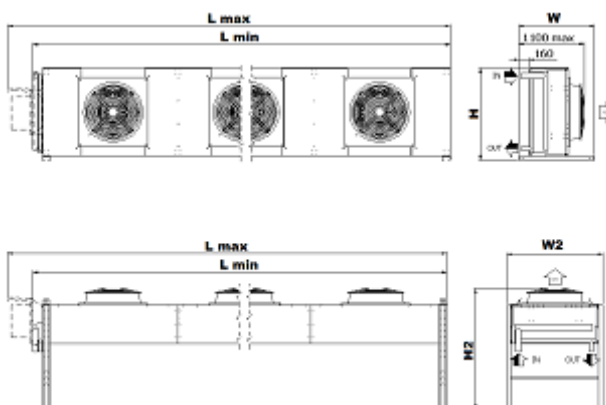
Model	Fans n°	L max mm	L min mm	H mm	W mm	H2 mm	W2 mm
KA__ 1363	3	3620	3260	1060	900	1340	1080
KA__ 1463	4	4620	4260	1060	900	1340	1080
KA__ 1563	5	5620	5260	1060	900	1340	1080
KA__ 1380	3	5500	5110	1410	1160	1740	1470
KA__ 2363	6	3620	3260	2060	900	1340	2080
KA__ 2463	8	4620	4260	2060	900	1340	2080
KA__ 2563	10	5620	5260	2060	900	1340	2080
KA__ 2380	6	5500	5110	2400	1160	1740	2460
KB__ 2380	6	6700	6310	2400	1160	1740	2460
CA__ 1480	4	7100	6710	1410	1160	1740	1470
CA__ 1580	5	8700	8310	1410	1160	1740	1470
CB__ 1480	4	8700	8310	1410	1160	1740	1470
CB__ 2480	8	8700	8310	2400	1160	1740	2400
CA__ 2480	8	7100	6710	2400	1160	1740	2460
CA__ 2580	10	8700	8310	2400	1160	1740	2460
CA__ 2680	12	10300	9910	2400	1160	1740	2460
CA__ 2780	14	11900	11510	2400	1160	1740	2460

For models with heat pump distributor additions and expansion valve may not ensure full compliance with the dimensions shown

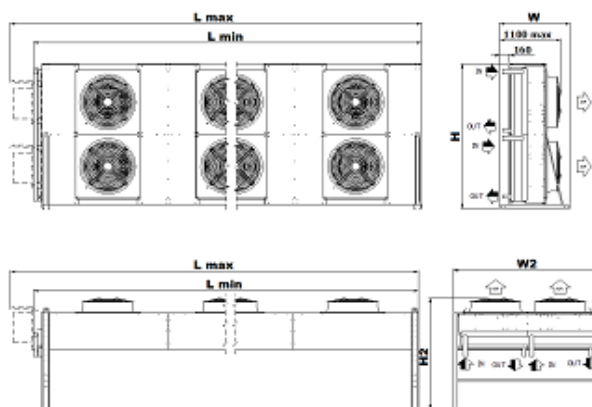
CA__ 2480
CA__ 2580
CA__ 2680
CA__ 2780



CB__ 1480



CB__2480





10278000502_10-2017_RC Green

Blue Box Group S.r.l.
via Valletta,5 - 30010 Cantarana di Cona (VE) - Italy
tel. +39 0426 921111 - fax +39 0426 302222
www.blueboxgroup.it

